

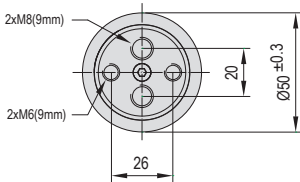
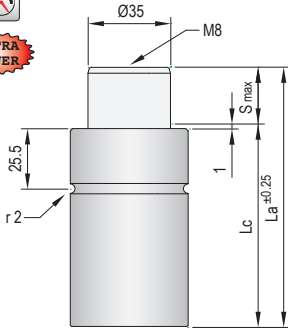
VDI SAFETY



MICRO

TITAN

TPH



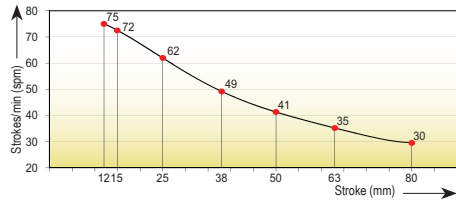
Gas charging M6
TPFV3 valve
M6-A adapter

i Pressure medium **Nitrogen (N₂)**

Max. charging pressure	175 Bar
Min. charging pressure	35 Bar
Rod seal area	9,62 cm ²
Operating temperature	0°C - 80°C
Force increase by temperature	0,33 %/°C
Max. stem speed	25 m/min
Maintenance kit	Kit H1700.1



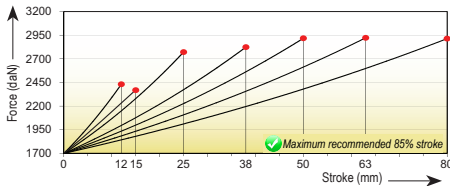
Maximum strokes / minute (at 20°C)



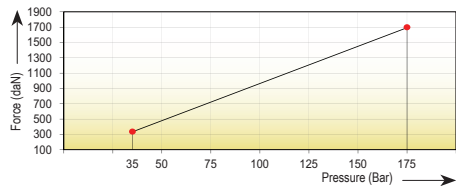
Code	Smax mm	La mm	Lc mm	Fa daN	85% F daN	100% Fc daN	P Bar	V l	Kg		
TPH 1700x12.1	12	84	72	1700 ±5% (20°C)	2260	2410	175 (20°C)	0,039	0,82		
TPH 1700x15.1	15	95	80		2215	2345				0,051	0,86
TPH 1700x25.1	25	110	85		2510	2745				0,062	0,91
TPH 1700x25B.1	25	115	90		2385	2575				0,069	1,00
TPH 1700x38.1	38	140	102		2545	2795				0,092	1,12
TPH 1700x38B.1	38	150	112		2525	2765				0,094	1,14
TPH 1700x50.1	50	165	115		2610	2890				0,115	1,25
TPH 1700x50B.1	50	175	125		2625	2910				0,115	1,30
TPH 1700x63.1	63	195	132		2615	2895				0,145	1,35
TPH 1700x63B.1	63	205	142		2660	2960				0,142	1,40
TPH 1700x80.1	80	235	155		2605	2885				0,185	1,48
TPH 1700x80B.1	80	245	165		2685	3000				0,177	1,53

NEW

Force/stroke ratio



Initial force/charging pressure ratio



Assembly possibilities



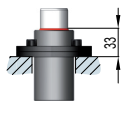
Follow guidelines
Page 287



DROP-IN



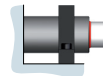
SCREWS



FS 50-FSC 50



FB 45-FB 50



FI 50-FI 50/1